



## 15 Minute crafts: Stained Glass Chalk Art


Materials Needed	
Always work on a footpath, make sure to social distance. If you work on a road make sure to have an adult to supervise and keep away from cars.	
Chalk	Masking Tape



**Step 1.** Draw a large square with masking tape




**Step 2.** Make a heart shape in the centre with masking tape.



**Step 3.** Fill the rest of the space in the square with big and small triangles.



**Step 4.** Colour in all the shapes.



**Step 5:** Take away the masking tape,  
and you are all done!